

Nassau County Museum of Art Social Guide




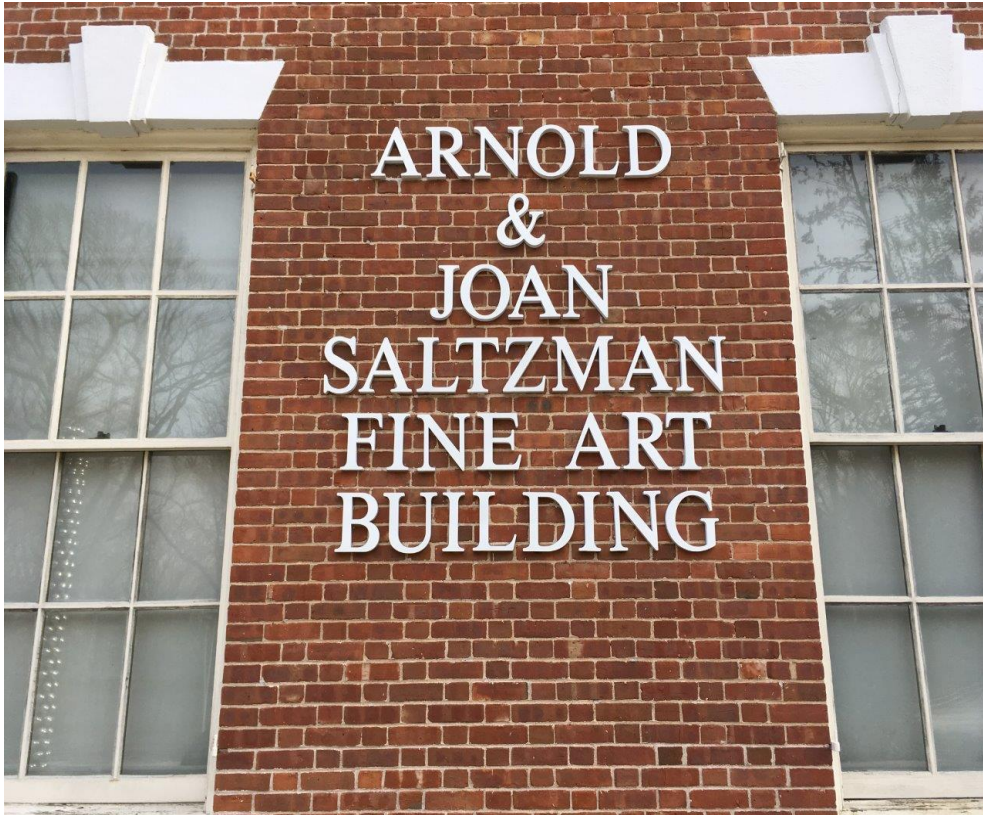
Welcome to the Nassau County Museum of Art in Roslyn, New York

This guide is made possible with generous funding from **North Shore Autism Circle**

There are a lot of different and exciting things to see at the Nassau County Museum of Art. When I arrive, I can park in the parking lot and walk through the gardens or along the sculpture path to enter the building. It looks like a mansion! The museum was the home of the Frick family who lived here from 1919 – 1965.



Walking into the Saltzman building, I have to go to the front desk and check in.



The friendly people at the visitor service desk are here to help me. I can ask a question, ask for a sculpture/ trail map or find out where the bathroom is. I can also ask a question to the security guards who are here to help.

At the front desk, I can pick up a Family Guide and find out more about the art exhibition that I will see.



Wild Kingdom

Turn and Talk Family Guide

Welcome to the Museum! Today we are here to spend time with all our friends in the animal world, from the tiniest beetles to the king of the jungle and everything in between. Come see all the exciting ways artists have depicted our flying, crawling, leaping, running, buzzing, fluttering friends!

First Floor: Gallery One

Search for an animal that moves very slowly, one that flutters, and two that are babies.



← We love to help the flowers grow! Search for the sculpture with this detail and come see what all the "buzz" is about! *How many different kinds of flowers can you find?*

I have a trunk, a tail, and big ears like most of my friends, but my legs seem particularly long and slender! *How can you tell the rhino is by the same artist?*

I live in the remote mountaintops and am strong as can be! *What is the fur made of? How about the rock? Why do you think the artist, Frederico Uribe used these materials?*

Turn and Talk: What animal do you think is most like you and why? How about your grown up?

FUN FACT! Frederico Uribe is more interested in making people smile than in telling them what to think! *Does his work make you smile? He has two more sculptures in the museum!*

First Floor: Gallery Three

On the way to the gallery search the hallway for a pair of frogs, blooming flowers, and couple of bunnies!

We are in a world of sparkles but you might not see us from far away. Look at us from a distance and then come close. *How close did you have to get before you saw us all?*

Search for the parrots you can sit on and take a rest! *What kinds of birds have you seen where you live?*

There are so many parrots here but I'm the only real one! Come find me perched on the artist's shoulder. *If you had a parrot, what would you teach it to say?*

Turn and Talk: What animal would you like to have decorating your room?

First Floor: Gallery Four

Search for an animal that is climbing, one that is running, and one that is resting.

We are always together and love to play hide-and-seek! Come play with us! *What's your favorite game to play with your friends?*

Sometimes you can smell me from miles away but you will probably never see me-I'm very shy! *Have you ever smelled a skunk? Where were you?*

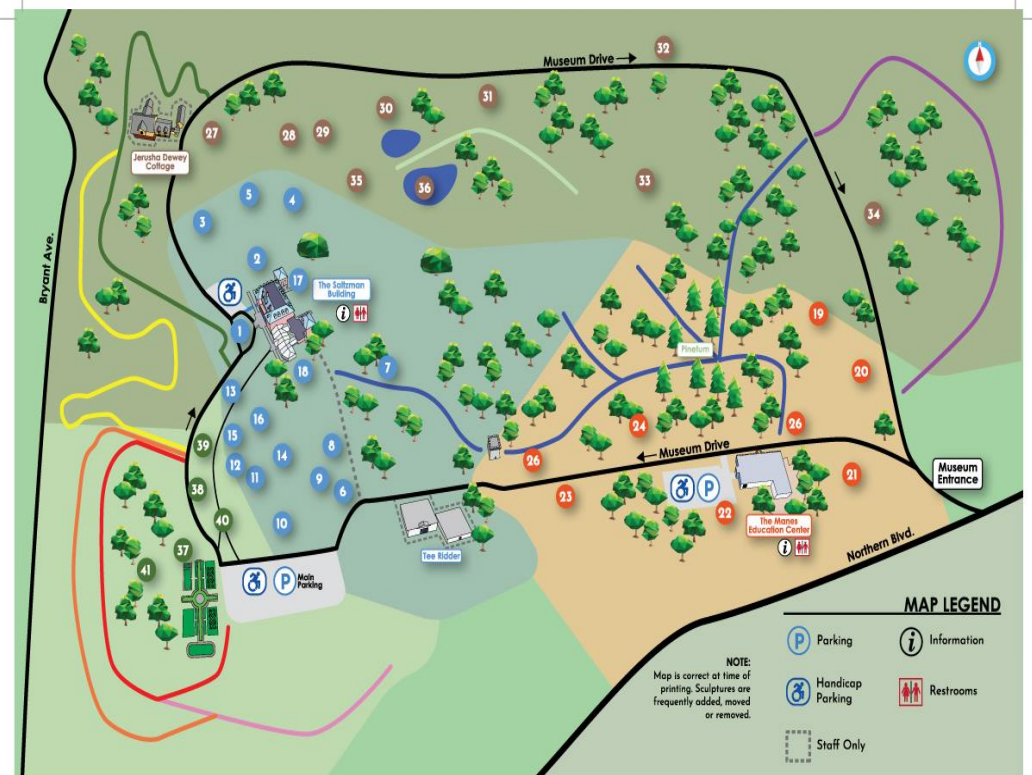
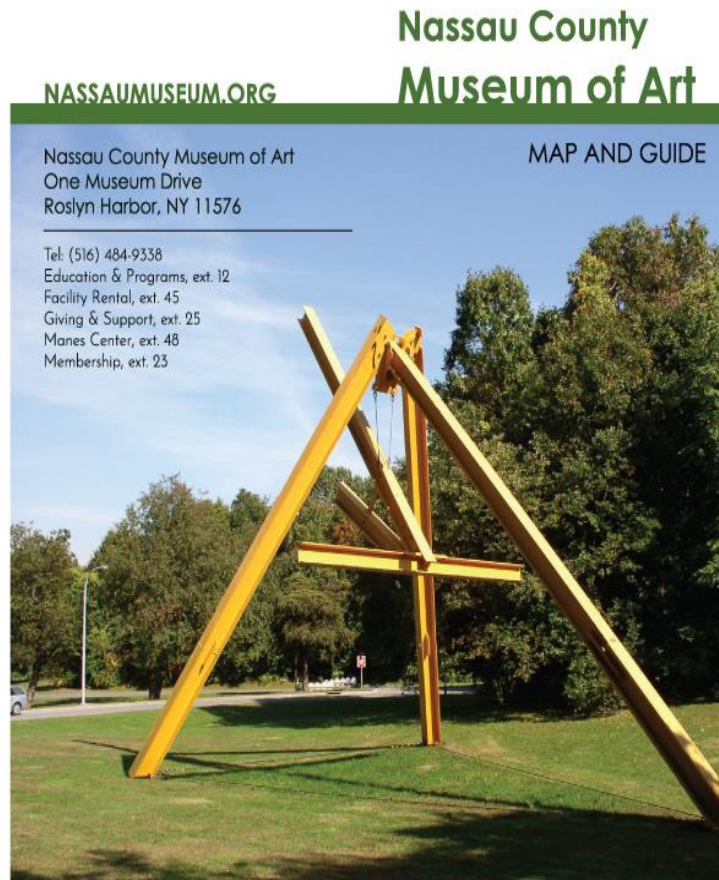
I'm prickly and round and like to climb trees but don't try to pet me! *Take turns pointing out details the artist did very well in his paintings.*

Turn and talk: Would you rather be an animal that lives in a wooded forest, on a rocky mountain or in a dusty prairie?

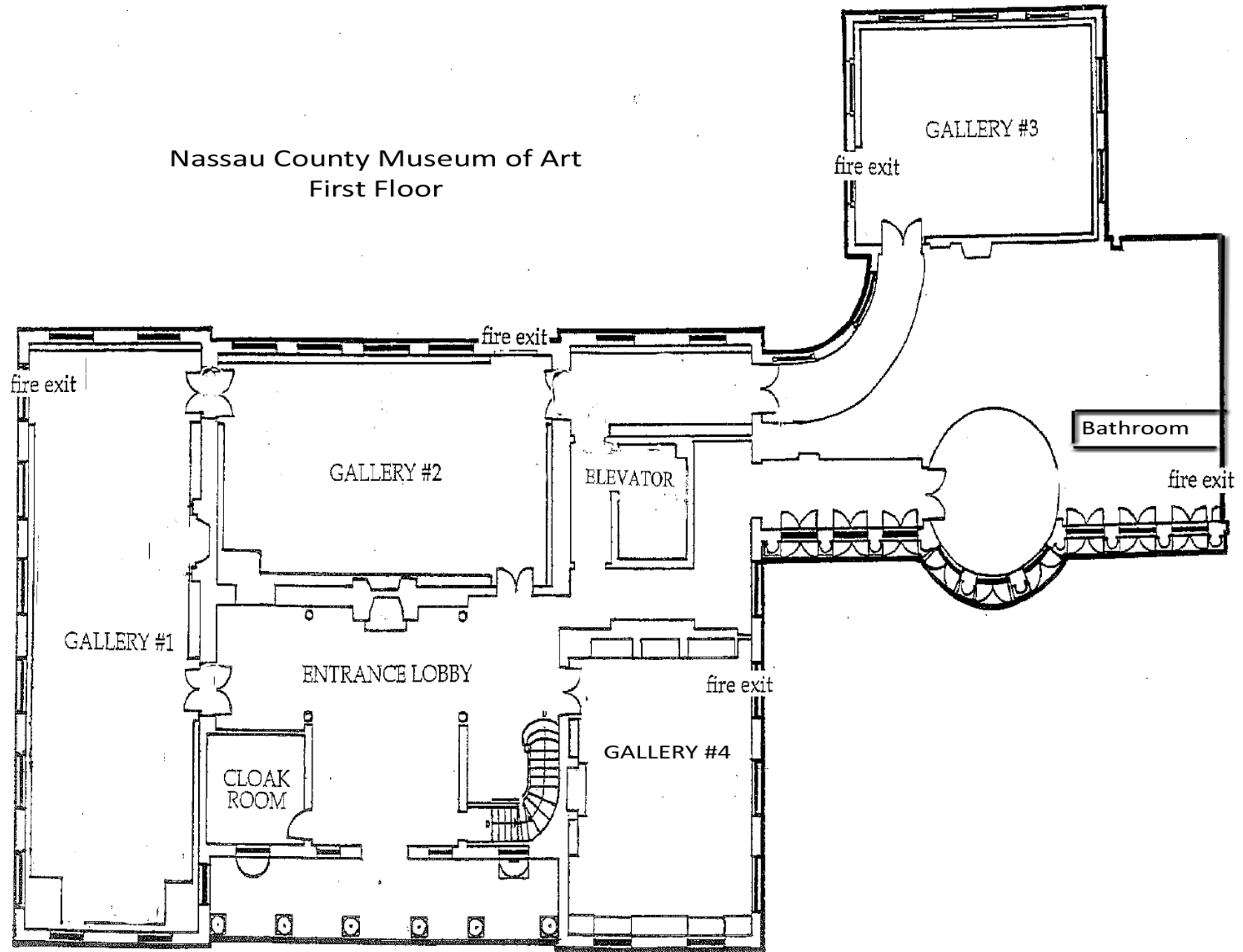
FUN FACT! The Frick children, who lived in this mansion with their parents from 1919 to 1965, could play hide-and-seek in this house for an entire day!

PLEASE RETURN THIS GUIDE WHEN YOU ARE DONE. THERE'S MORE! →

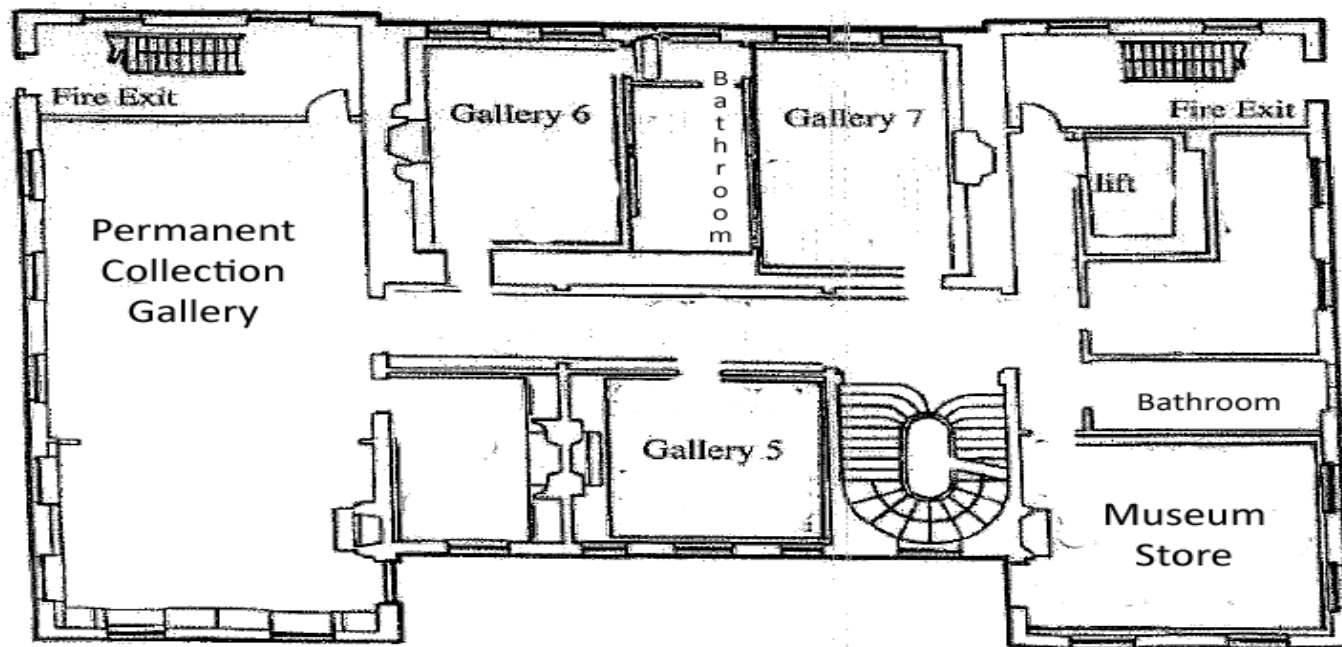
They also have a map of the grounds to help me get around.



Nassau County Museum of Art
First Floor



Second Floor




On the grounds of NCMA is the *Manes Education Center*. The Manes Center is an Art and Education Center and a place to view artwork, work on art projects or do some reading in our library. You can take a class at the Manes Center. To sign up for art classes you can visit the museum's website www.nassaumuseum.org.





Once I have what i need, I can make a schedule of all of the things I want to see and do on my visit.

My first stop may be the bathroom, or the Vending Cafe area. At NCMA, there are vending machines and tables to sit and eat a snack. To get there I have to go to the right and down the hallway. The bathrooms are just past the vending machines too!



Once I am ready, it is time to explore the museum. There are many fun things to do at NCMA, and there are also some guidelines to follow. Those guidelines are:


- Admiring is encouraged, touching is not. Artworks, including outdoor sculpture, may not be handled or climbed for any reason!
- No running, jumping or gum-chewing in the building.
- All backpacks, packages, water bottles, coats and umbrellas must be left in the coat room upon entering.
- Please remember that this is a nature preserve; do not engage in any behavior that may harm or damage the wildlife or vegetation that resides here. Please remove any litter you or your group may create.



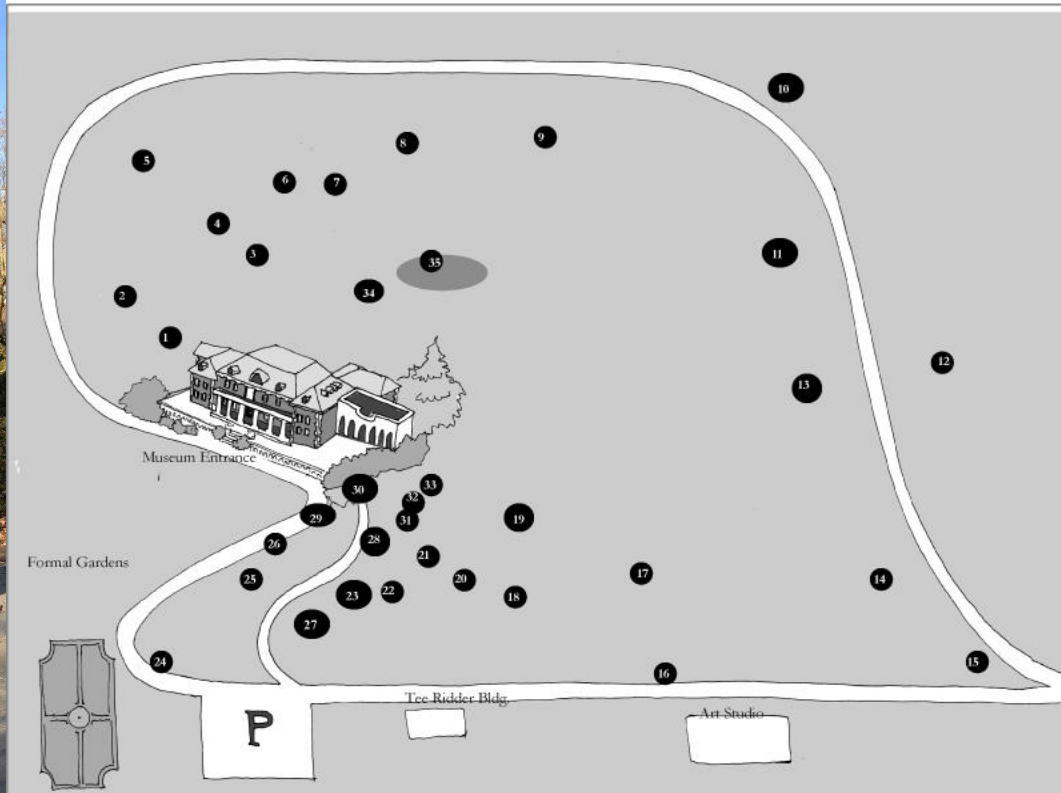
There are several galleries to visit on my trip. Downstairs we have galleries 1, 2, 3 & 4



Upstairs we have Galleries 5,6,7, & 8. To get upstairs I can take the stairs or the elevator. I can visit each of the galleries and look at the art on the walls. Remember, I have fun family activities I can do in the galleries too!



When I am done exploring all of the galleries, I can take a trip outside to the Garden, go to see the sculptures, or make my way down to the Manes Center.



In the Manes Center I can see more fun art exhibitions and find a quiet space to relax if I need some down time. I can also look at some art books in our Library Reading lab.



Visiting the Nassau County Museum of Art is so much fun!

My Nassau County Museum of Art Schedule







