



# OUTDOOR ADVENTURES CREATE LAND ART

Art can be made from all kinds of things! Let's take a look at the work of artist Andy Goldsworthy who uses art materials that he finds outside in nature.

## INSPIRATION

Many artists use non-traditional materials to create their artwork. Artist Andy Goldsworthy is a sculptor and photographer who works with natural materials to create his art outdoors. Instead of using traditional studio art supplies like paint, brushes or paper, he creates outdoor sculptures using materials found in nature like ice, twigs, stones and leaves. Goldsworthy finds beauty in things that are broken or decaying, the very things that we may not take notice of while walking outside. Most of his nature sculptures gradually fade away into the land from which they came, so he documents his work with photographs. Just like Goldsworthy's art, your artwork will last for only a short while but you may take a photo of your creation so you can remember it and "take" it with you.






## MAKE YOUR OWN LAND ART

With a grown-up begin by exploring an outdoor space such as your back or front yard, a park, or visit the grounds at NCMA. \*Collect natural materials that you find on the ground like pine needles, pebbles, pinecones, leaves, flower petals and twigs. Please do not pick anything off trees, bushes or plants.

*\*please be mindful of picking up any materials that could pose allergic reactions for you and your child.*

To begin...After you have collected your materials find a flat clear area of grass or pavement where people do not walk or bike, and arrange your materials in many different ways until you are happy with your composition, or the plan, placement or arrangement of the elements of art.

All artists make choices when creating their work. Consider the following:

- Will your sculpture be symmetrical or asymmetrical (balanced or unbalanced)?
- Will you make geometric shapes?     
- Are you repeating shapes and colors create a pattern? If so, what kind of pattern (or repeating line, shape or color) will you make?

Vocabulary from this lesson – symmetry, asymmetry, pattern, composition



## SAMPLE LAND ART

IN THIS EXAMPLE, WHAT SHAPE WAS FORMED FROM NATURE MATERIALS?

DO YOU THINK THIS IS SYMMETRICAL OR ASYMMETRICAL?

HERE IS ANOTHER EXAMPLE. HOW IS IT DIFFERENT FROM THE PICTURE ABOVE?

DO YOU THINK THIS IS SYMMETRICAL OR ASYMMETRICAL?



## FOLLOW AND SHARE

SHARE YOUR LAND ART PHOTOS @nassaumuseum  
Facebook Instagram  
#NCMAcreates