


SOCIAL GUIDE

An
Introduction
for families
visiting
NCMA

Welcome to
Nassau County Museum of Art



There are a lot of different and exciting things to see at Nassau County Museum of Art

When you arrive, park in the parking lot and walk through the gardens or along the sculpture path to enter the building.

A short walk takes you to the mansion.

The museum was the home of the Frick family who lived here from 1919-1965.



**Inside
The
Mansion**

At the **Mansion**, enter the Saltzman building and check in at the admissions desk. Ask for a sculpture and trail map, and find out where the elevator, the Café and the bathrooms are located.

Use the cloak room to store any coats or backpacks. The volunteers, docents and security guards are here to help.

**The
Saltzman
Building**



**Admissions
Desk
Attendant/
Volunteer**



**Docent
Guide**



**Security
Guard**



**Guides
and
Maps**

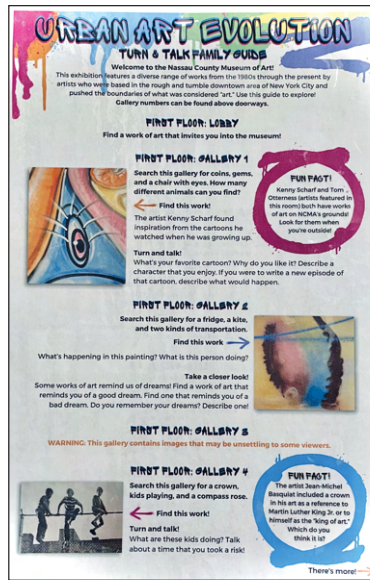
At the front desk, pick up a **Family Guide** or a **Guide to Looking and Sensory Guide** to find out more about the current art exhibition.

To download the **Map and Trail Guide**, go to <https://nassaumuseum.org/wp-content/uploads/2021/05/BACK-brochure-final-flattened-1.pdf>

**Family Guide
and Guide to
Looking**
(both provide information on the art exhibitions)

Sensory Guide
(provide a multi-sensory museum experience for people with ASD)

**Map and
Trail Guide**
(includes information on Nature Trails Sculpture Locations Parking Restrooms Handicap Access Areas)



**Free Sensory Tool Kit for
Museum and Home Use** ➤



**Visiting the
Galleries
and
Museum
Store**

Use the elevators or the spiral staircase to get to the second floor where the exhibition continues and where NCMA's permanent collection is on view. This is where the **Museum Store** is located.

Elevator



**Spiral
Staircase**



**Museum
Store
(located
on the
second
floor)**

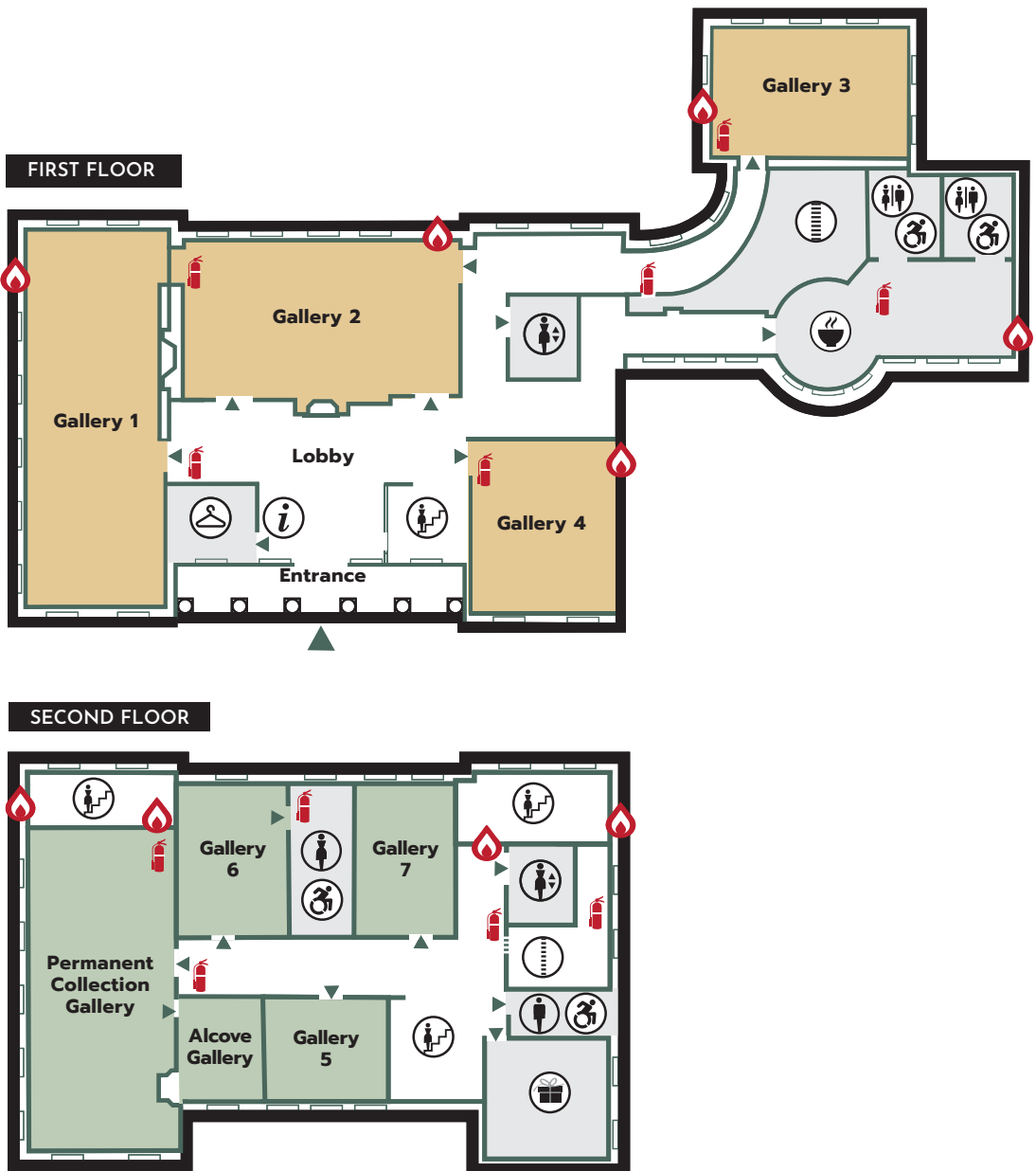


Getting Around The Mansion

The galleries are located on the first and second floors. On the first floor Galleries 1,2,3 and 4. On the second floor, The Permanent Collection Gallery, Alcove Gallery and Galleries 5,6,7.

Floor Plan Key

-  Information
-  Fire Extinguisher
-  Stairs
-  Fire Exit
-  Cloak Room
-  Elevator
-  Restrooms
-  Men's Restroom
-  Women's Restroom
-  Handicap Access
-  Museum Store
-  Café
-  Staff



Ready to visit the Galleries?

Now it's time to make a list of all of the things to see and do on your visit. On page 13, find a **"THINGS TO DO" checklist** that you can print before your visit.

The first stop may be the **Café** where you can have a snack. The restrooms are just down the hallway past the Café. There is also a restroom upstairs .inside Gallery 6.

Tardi's Café

Restrooms are on the **first floor** (pass the Café)



Restrooms are on the **second floor** in **Gallery 6** and also **next to the Museum Store**



Gallery Guidelines

Once you are ready, it is time to explore the museum. There are many fun things to do at NCMA, but there are some guidelines to follow.



No running, jumping or gum-chewing in the building.



Admiring is encouraged, touching is not. Artworks, including outdoor sculpture, may not be handled or climbed for any reason.



All backpacks, packages, water bottles, coats and umbrellas must be left in the cloak room upon entering.



Please remember that this is a nature preserve; do not engage in any behavior that may harm or damage the wildlife or vegetation that resides here. Please remove any litter you or your group may create.

**The Mansion
First Floor
Galleries**

There are several galleries to visit on your trip.
Galleries 1, 2, 3 and 4 are located on the first floor.

**Gallery 1
and
Gallery 2**



**Gallery 3
and
Gallery 4**



**The Mansion
Second Floor
Galleries**

Galleries 5,6,7, Permanent Collection Gallery and Alcove Gallery are located on the second floor.

To get upstairs, take the spiral staircase or the elevator. Visit each of the galleries and look at the sculptures and the artwork on the walls. There are many fun family activities you can do in the galleries as well.

**Gallery 5
and
Gallery 6**



**Gallery 7
and
Permanent
Collection
Gallery
plus
Alcove
Gallery
(located
inside the
Permanent
Collection
Gallery)**



**The Manes
Art and
Education
Center**

After visiting the galleries, take a break and visit the **Café**, explore the **Sculpture Garden**, walk one of the **Nature Trails**. Or make your way to **The Manes Center** located on the grounds of NCMA. It's a five minute drive from the Mansion and you can park in the lot next to the buiding.

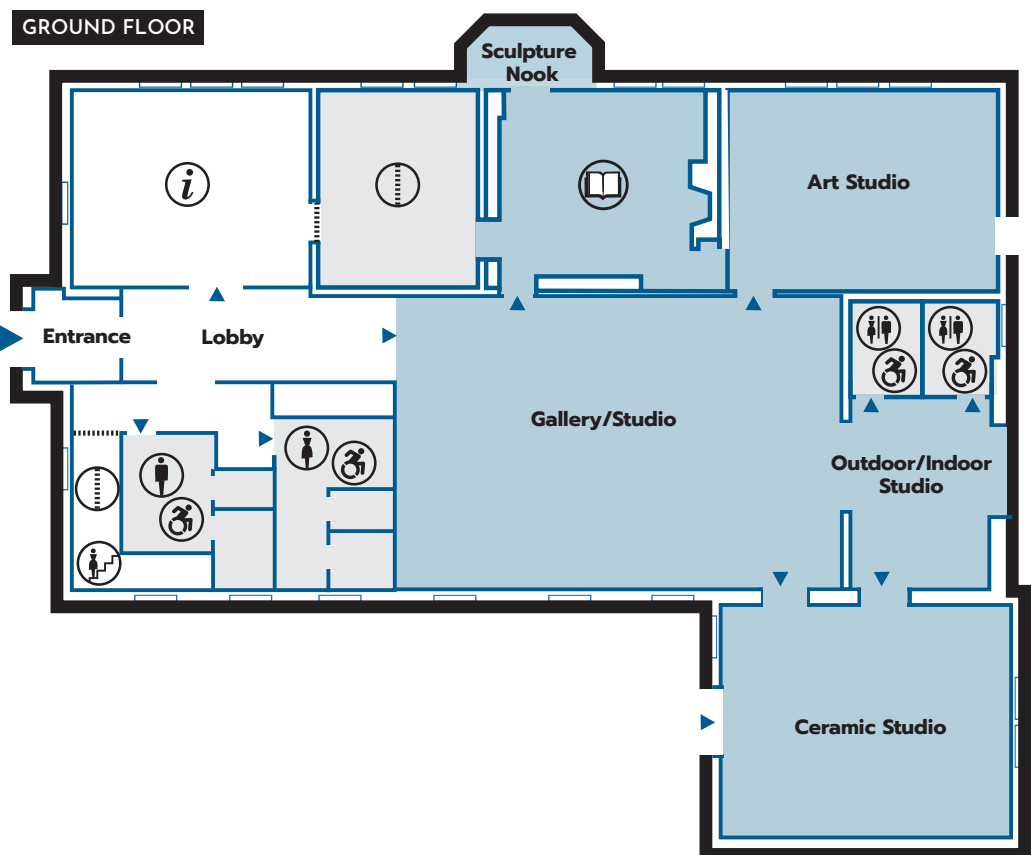
The Manes Center is open Tuesday–Friday 11 am-4 pm.

**Manes
Center
Building
mural by
artist
Kenny
Scharf**



**Floor Plan
Key**

-  Information
-  Stairs
-  Library
-  Restrooms
-  Men's Restroom
-  Women's Restroom
-  Handicap Access
-  Staff



**The Manes
Library,
Gallery
and
Art Studios**

At the **Manes Center** you can find a variety of activities, projects, and talks. With art on view, two art studios, and outdoor classroom.


Visit our **Library** to discover books and toys, and contribute to **The Lobby Project**, a collaborative art installation made by visitors like you.

**Ceramics
Studio**



Library

Gallery



Your
Checklist
Schedule

Nassau County Museum of Art

“THINGS TO DO” make a checklist

Today's Date:



NASSAU COUNTY MUSEUM OF ART

One Museum Drive, Roslyn Harbor New York 11576

516.484.9338 | NassauMuseum.org